

THE ECHO

Hill & Dale District Newsletter

A member of National Garden Clubs &
WA State Federation of Garden Clubs

Dates to Remember

- May 21** Hill & Dale Garden Therapy
- May 26** NGC Flower Show & District Meeting

- June 5** Pierce County Fair Meeting
- June 6** Edgewood Private Garden Tour
- June 10-11** WSFGC Convention
- June 23** Educational Bus Trip

- July 7** District Awards Picnic
- July 18** Puyallup Private Garden Tours
- July 28** Girl Scout Day Camp

- August 13-16** Pierce County Fair
- August 22 & 23** WSFGC NGC Flower Show
- August 25** District Board Meeting
- August 25** Echo Due Date

- September 22** NGC Flower Show & District Meeting

District Director's Message

Hello Gardeners,

Spring's unpredictable weather of rain, sun, rain, and sun gradually prepares us for summer's warmth. May offers the perfect opportunity to prepare for a flourishing summer garden. Longer days and hotter temperatures mean your plants are bursting with energy and in need of your attention to ensure abundant harvests. Pruning, staking, trellising, and fertilizing are just a few of the tasks you should cover this month.

A HUGE, HUGE THANK YOU what a great plant sale we had. Thanks to each one of you that started seeds at home, divided your plants and others, attended the planning meetings, and donated your time. And the hard work and hours put into making the lovely yard art, some awesome pieces. All clubs, including Sunshine & Rain and Grit City, participated and worked together successfully. Gross sales totaled \$8,207.75, with \$6,238.75 from plants and \$1,969.00 from yard art, surpassing last year's amount despite the absence of the Master Gardeners sale. The public showed strong support for the event even with economic challenges. Thanks so much you are all great, what a SUCCESS!



District Director's Message *Cont...*

I'm sure by now you have all heard about the 250th Anniversary of the United States. Well, I am getting excited because it will be exceptional this year and one to remember. National Garden Clubs have awarded three clubs and our district with grants to make the Blue Star Markers in our area POP with red, white & blue flowers. These markers honor all Veterans that have served our country.

With this momentous occasion celebrating our 250th year, how could we not honor America in our May Flower Show. "America the Beautiful" the show title will help us learn the history of the song & poem as we travel back through time. Section and class titles "Pilgrim Feet", "Across the Wilderness" and "Undimmed by Human Tears" are just a few in the Horticulture Division. With "Wild Thought", "Banners of the Free" and "Beyond the Years" as titles in other divisions.

Let's stop here and go back to "Gardening Along the Garden Path" where we stopped at "Dancing Into Spring" our March District Meeting. With 203 Horticulture entries, 16 Designs, 2 Educations and 24 Botanical Art entries again we had another fabulous flower show.

Dorrie Carr, our state president, visited and shared how we should look at Dandelions differently and Dorrie even taught us to sing a Dandelion song. I received a very nice note from her sharing how friendly everyone was, how busy and active our district is. Thanks to Jeanine and her team for organizing the sales table where we sold \$502.00 dollars' worth of goodies. WSFGC Endowment Fund awarded the district a \$1,000.00 grant which all goes to the 2026 Educational Bus Trip.

Continuing along our path looking into the future we have our Edgewood private garden tour which will be amazing touring many acres of beautiful flowers and landscaping.


Around the curve and down the hill on our path July and August continue as fun summer months. We will have an awards picnic, visit more private gardens, attend Girl Scout Day Camp, and again sponsor the Floral Building at the Pierce County Fair, and end August with the WSFGC flower show in Bellevue.

Thank you for supporting our district activities for another year. From attending our District Meetings, entering our NGC Flower Shows, to all our district committee chairman that have worked so hard in planning our activities, thanks to all of you for your time, energy and help.

The soil should finally be warm enough to plant all your summer crops outdoors. This is the time to check up on your irrigation system and mulch your beds to ensure your garden can withstand the long, sunny days ahead.

Let's Dig, Plant & Grow!

Kathy



**PLEASE, don't let the Pirates take over the Floral Building!
Please come help!**

Thursday, August 6	9am Clean & Potluck
Friday, August 7	9am come help Decorate
Monday, August 10	9am come help Decorate
Tuesday, August 11	9am more Decorating
Wednesday, August 12	11am Entries Accepted

**August 13-16
Fair is Open**

Kathy Mettler's PLANT SALE NOTES

What a wonderful day! Hill and Dale's annual plant sale had perfect weather. The crew is seasoned now. Each person knew their tasks and we were ready to open before the 8:00 hour. Besides the long-suffering husbands, we had men on the crew who were our own members! The plant donations were presented so beautifully. The yard art was amazing and lights up the site. I was proud to be a part.

The money totals were amazing considering the economy. Comparable to last year.

Plant Sale	\$6,238.75
Yard Art	<u>\$1,969.00</u>
TOTAL	\$8,207.75

Thanks everyone!!

Hope everyone got a chance to stop in, if not here are some pictures to share.

THANKS FOR ALL THE HARD WORK!

Kathy Mettler



Linda Pempeck's PLANT SALE NOTES



What a WONDERFUL day we enjoyed for our annual plant sale. The weather was perfect and many members turned out to make it an easy setup and at 8:00am, we were READY for customers.

We had 50 tables full of items for sale; vegetables, annuals, perennials, trees, houseplants and then the great Yard Art by Ways & Means. Without the traffic from the Master Gardeners Sale, there was a bit of concern that we wouldn't get the customers!! But we did, and they LOVE us. Many returned from previous years.

The quality of plants this year was great and such a variety. One item that we will need more of next year is herbs. Many requests received and few herbs were grown.



As co-chair, I want to thank all of the section leaders that stepped up and had workers on hand to help. You all attended meeting after meeting with a smile and happiness in making this great project happen. Our gross sales were \$6238.75 for plants and \$1969.00 for Yard Art for a total of \$8207.75!!!!!!

ABSOLUTELY OUTSTANDING... and I THANK YOU ALL from the bottom of my heart.

Linda Pempeck



The History of Blue Star Markers and Garden Clubs

When World War II ended, Garden Clubs were seeking a suitable means of honoring the WW II service men and women. Garden Club members visualized a living memorial that would beautify the country. The program began with the planting of 8,000 Dogwood Trees by the New Jersey Council of Garden Clubs in 1944 as a living memorial to veterans of World War II.

In 1945, the National Council of State Garden Clubs adopted the Blue Star Memorial Highway Program and began a highway system that covers thousands of miles across the continental United States, Alaska and Hawaii. This was the first project undertaken by clubs on a national scale. In 1947, a beautiful roadside marker was designed to identify the highway and provide continuity. Garden Clubs would purchase the markers, find a place for it in their communities and plant around it. Highway departments would help maintain the area.

Why the Blue Star? The Blue Star was adopted because it was an icon in World War II and was seen on flags and banners in homes for sons and daughters away at war as well as in churches and businesses.

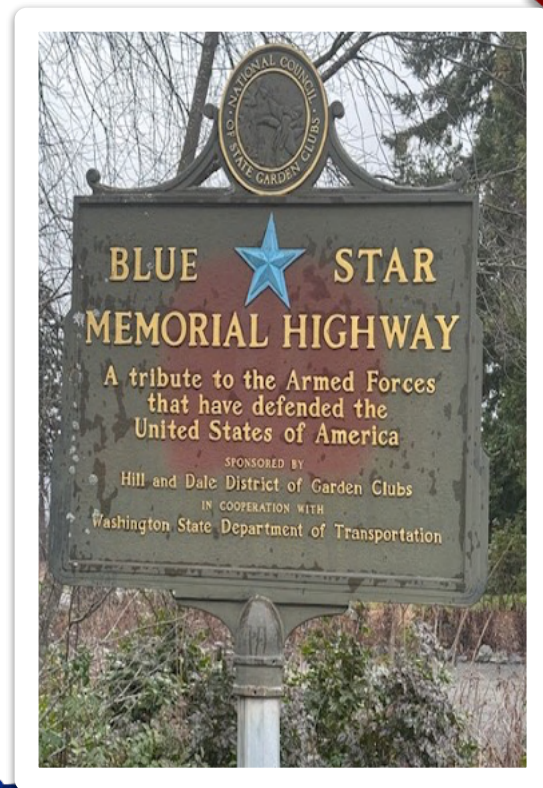
This tribute line, "A tribute to the Armed Forces that have defended the United States of America," appears on all Blue Star Memorial Highway Markers.

The program expanded to include a smaller Blue Star Memorial By-Way Marker, to be placed in areas such as parks, civic and historical grounds. That tribute line is "A tribute to the Armed Forces of America".

In Pierce County, there are nine Blue Star Markers/By Way Markers. We have two Hill & Dale markers, and the Dogwood Club has one, although they do a great job maintaining the district one at Dogwood Park.

Capital/ Interlaaken District has sponsored the other seven but now the district and clubs have all folded, but the markers are still in place.

To celebrate the 250th Anniversary of the United States, Hill & Dale District and clubs are adopting these markers. With grants received from National Garden Clubs we will be planting them with red, white & blue flowers to make them shine on July 4th.



FLOWER SHOW RESULTS

March 24, 2026



March 24, 2026 Flower Show Results

WSFGC Betty Belcher Hort	Debbie Davis Happy Thymes
WSFGC Marva Lee Peterchick	Debbie Davis Happy Thymes
NGC Award of Merit Sec A	Debbie Spiller Country Gardeners
NGC Award of Merit Sec B	Debbie Davis Happy Thymes
NGC Award of Merit Sec F	Linda Bones Root & Bloom
NGC Gower's Choice Award	Linda Pempeck Glove & Trowel
NGC Arboreal Award	Linda Bones Root & Bloom
WSFGC Reycling Award	Debbie Spiller Country Gardeners
WSFGC Ellen Swenson	Donna Haley Root & Bloom
H & D Sherry Matthews Award	Kathy Johnson Root & Bloom
WSFGC C. Klingberg Educational	Cindy Swanberg Root & Bloom
WSFGC JoAnn Goldman Award	Linda Bones Root & Bloom

Entries per club	Hort	Design	Bot Art Hort	Bot Art Design	Bot Art Photo/cra	Bot Art Craft	Educa
Country Gardeners	24	4			6		
Dogwood							
Garden Hour	9						
Glove & Trowel	42	1			16		
Happy Thymes	9						
Root & Bloom	127	8			11		2
Serendipity		1					
other	14	2					
Total Entries	203	16			12	12	2

This show Scores	Hort	Design	Bot Art Hort	Bot Art Design	Bot Art Photo/cra	Totals
Country Gardeners	1.28	0.64			0.56	2.48
Dogwood						
Garden Hour	0.54					0.54
Glove & Trowel	2.26	0.2			0.84	3.3
Happy Thymes	13.3					13.3
Root & Bloom	5.5	0.85			3	9.35
Serendipity		0.04				0.04
Total Entries						

Get Ready for Some Garden Tours!

It's almost time! Hill & Dale District is offering members the opportunity to participate in two separate garden tours this year. Garden tours are a great way to spend time with your garden club friends, get inspired by what you see, and support a really great cause, all at the same time! Proceeds from tickets sales fund the Hill & Dale District Youth Horticulture grant program. These grants make a huge difference to local schools and youth organizations working to develop the next generation of gardeners. Your support allows us to continue this program.

The first tour is Saturday, June 6. We will begin by meeting at 10:00 am at a really special 32-acre garden in Edgewood. This garden has been cultivated by the same owners for more than 24 years. We will be treated to a brief history of the property, followed by a tour (guided or self-directed, your choice), and then a chance to rest and eat lunch (bring your own) in a very large artist's studio on the property. Afterwards, we can drive about 2 miles to the Edgewood Nursery, where manager Mike has agreed to give all members 10% off purchases made that day. Tickets for all this fun are only \$10 per person. ***Tickets must be purchased in advance. Ticket sales will close May 26, right after the district meeting – no exceptions! Contact your club president to purchase your ticket.*** The address to the garden and driving direction will be sent by email to all paid ticket holders on May 27.



Our second tour is set for Saturday July 18. This tour consists of five different private residential gardens, in the greater Puyallup area. The cost for this tour will be \$25, and gardens will be open from 10:00 am-4:00 pm, so you can take your time visiting each garden. Tour booklets, with descriptions of each garden and driving directions to the gardens will be provided to members who have paid in advance. The tour booklet is your ticket. ***The last day to sign up and pay for this tour will be Friday, July 10. Sign up with your club president.***

Thanks for your continued support of the Hill & Dale Youth Horticulture program. If you are not able to join in on the tours this year but still want to support the program, donations are welcome – send to Linda Pempeck with a note that tells her what the donation is for. Hope to see you on the garden path!

Mary McBride, Garden Tour Chairperson

Save the Date



Awards Picnic



Tuesday, July 7th

at Frontier Park

11am – 1pm

Please join us for the Hill & Dale Awards Picnic

National, Region, State & District Awards will be awarded

District will provide the main course
please bring a side dish or dessert to the outdoor Grange Picnic Shelter

Please RSVP to your Club President by 7/1

How to fill out your entry tags!

We have new entry tags

We wanted to clarify the information that needs to be entered and provide more space to write in.

What do I put in the purple oval?

**Botanical Name
&
Common Name**

HILL AND DALE DISTRICT OF
GARDEN CLUBS

DATE _____
DIV _____ SECTION _____ CLASS _____

Botanical Name _____

Common Name _____

1ST	2ND	3RD	HM
-----	-----	-----	----

JUDGED BY _____

FOLD TO DOTTED LINE

.....
EXHIBITOR

NAME _____
CLUB _____

Botanical Name

Always has a **Genus**, usually has a **Specific Epithet**, and sometimes has a **Variety**. **Cultivar** may be included after the Botanical Name to further identify.

Genus name given to a group of plants that are related genetically and have some common characteristics. All plants belong to a Genus.

Specific Epithet, often referred to as **Species**, is the name of a group of plants within the Genus that have additional characteristics in common.

Variety name of a group of plants within the Species with only slight variations. Only used when there are multiple groups of plants within the Species that differ from each other and does not occur very often.

Cultivar similar to a Variety, but the Cultivar is created by a plant breeder, it does not occur naturally in the wild. Some have been crossbred among multiple species. These hybrids may not have a stated Variety or Specific Epithet name.

Common Name

Is the name many of us use to identify a plant.

Some plants have more than one Common Name Example: Rudbeckia can be called Coneflower or Black-Eyed-Susan.

Some Common Names are also the Botanical Name Examples: Dahlia, Hosta, and Iris are the name of the Genus, and also the Common Names.

When Handwriting Tags

Botanical Name = Genus, Specific Epithet and Variety

Genus, Underlined & first letter capitalized

Specific Epithet, Underlined NOT capitalized

Cultivar, NOT underlined & first letter of each word is capitalized and in single quotes.

Common Name, NOT underlined & first letter of each word is capitalized and in parentheses.

Example

Botanical Name Pelargonium peltatum
'Cascade White'

Common Name (Cascade White Ivy Geranium)



Garden Therapy



February's Garden Therapy session was so much fun! We had great participation and engaging conversations.

We helped residents of Silver Creek Assisted Living pot up gorgeous primrose in a variety of bright beautiful colors to accentuate their decor. They added a couple festive sparkly green clover St Patrick's Day picks, and then the residents were ready to take home a beautiful spring flower addition for their living space!

Additionally, we had small decorative bird houses for the residents to paint. Once dry, they added a charming little bird clip to the perch of the house.

There were over a dozen residents who came to pot, paint, and fellowship with us! It was such a wonderful day; we all left smiling and with warm hearts. I'm so excited for May's Garden Therapy session!

A big thank you to the following amazing Garden Club members for their participation in this event; I couldn't do this without your support: Kathleen Muckian (Country Gardeners), Randie Welcher (Country Gardeners), Eddie Jo Fueston (Root & Bloom), and Lynne Burke (Root & Bloom.)



The plan for our next Garden Therapy session is Thursday, May 28, 2026 from 10-11:30am. We will clean up and plant the raised beds at Silver Creek Assisted Living located at 17607 91st Ave E, Puyallup, WA 98375 (depending upon the weather). Please join us for fun and conversation.

This newspaper clipping is about PJ and his military career. He's pictured here, very proud of his bird house.



Hill & Dale Youth Horticulture Grants Awards Summary

The Hill & Dale District of Garden Clubs has provided horticulture grants to schools, youth community garden groups, churches and other organizations serving youth for more than seventeen years. The grants committee for 2026 (Mary McBride, Linda Pempeck, Roberta Cunningham, and Dorothy Bean) met last month to review and discuss the six proposals received this year. We are pleased to announce that five proposals have received funding. Here is a summary:



Roy Elementary was awarded \$700. This program received funding last year, used to establish raised beds. For 2026, they will extend their growing season with the purchase of indoor seed-starting equipment (racks, lights, trays, etc.). We are excited to see how the new capabilities adds to – and changes – the growing program already in place at Roy Elementary.

Roosevelt Elementary in Tacoma was awarded \$400. Like Roy, this school received funding last year. Funds requested for this year will leverage and build on what is already in place, with expansion of new garden beds. This program directly touches economically disadvantaged children, has a high impact on the kids, and the program has been very successful so far.

We awarded \$750 to *Brouillet Elementary* in South Hill, to help them start a new garden. Although planned as a “6th-grade legacy garden”, the garden will be accessible to all students. Root & Bloom members will work with this program to help them get started and to ensure a solid footing as they launch this new project.

Dieringer School Lake Tapps proposed a very interesting project aiming to establish and nurture mason bee populations. They received a \$400 award. Club experts are working with the project manager to connect them with a variety of additional bee resources in this area. This was a cool idea, and we were happy to support it, and to support mason bees!

And finally, we awarded \$250 to GoodRoots NW, where Master Gardener Kim Mace will establish a youth pollinator garden within the Bonney Lake Community Garden.

If your club would like to get more involved to work with any of these projects, please contact Mary McBride. Remember that ticket sales from our garden tours are the **sole source of funding** for the Youth Horticulture Grants program, so when you buy tickets, you are helping a very worthwhile cause. We will invite the award winners to visit us at District meeting in the future to share updates on their projects.

By Mary McBride – Grants Chairperson



Country Gardeners

Quarterly Report

Well Good Day Gardeners,

We have had a few beautiful spring days to start our minds (and bodies) working, thinking of all sorts of projects we would like to start or finish. The club had a slow start from the first of the year, but by March we have been fully aware that it is garden time.

During our March District meeting, Country Gardeners were in-charge of setup, cleanup and clerking for the Flower Show. Who knew that there was so much horticulture this time of year, 203 entries were clerked and judged. Even though the PNW may not have definitive seasons, there is always something growing in the gardens, even early and late in the year, and I am so glad I live here. Among the beauty of the horticulture, are the designs that put our growing efforts to work. In preparation and encouragement to enter designs, Chris Sherrill challenged three of our members, Randie Welcher, Chris Birka and Pat Madsen to create a design. Each were given the same items to work with, using only those items and their imaginations. Surprisingly, each was different and all were wonderful, but Pat Madson's won the "clapping" award. Chris' idea was to encourage us to use our imaginations and creativity to enter a design during the May District Flower show, there will be a Novice category. Perfect timing.

In April, Judy Swortz visited and shared a presentation on Plastics. Which unfortunately, we are learning have a "common" place in our lives. Even in things you would not think are connected, like are clothing, plastics are present. Even in our soil, plastics are there. The sad thing learned is that right at the moment, we cannot be rid of them. Our only hope is to make a choice to minimize the use of them. I'm not sure how, since even if we try to use glass, paper, or recyclable items, there is still the manufacturing of the items that contain the plastics, so catch-22, but we try.

We are now working on finalizing the Plant Sale, making ready for our opening day on the 25th and praying for good weather. We and all our sister clubs have been working on this since late December, early January. It has been such a fun time preparing, we hope for another fantastic year. One change this year is the Master Gardener Sale, which has been an "unwitting partner" by having their sale just up the street from ours, has moved their location. So now we will see how much traffic actually comes to us on purpose.



Country Gardeners is also helping to celebrate America's 250th Anniversary, by planting two of the Blue Star Markers honoring our Veterans. We chose the markers at the Washington State Soldiers Home and Pt Defiance Park, near the entrance to the Rose Garden. Planning and preparation is being done with hopes to have everything completed by the 4th of July.

Happy Springtime!
Kathleen Muckian



Dogwood

Quarterly Report

Ready to Get Our Hands Dirty

Late winter and early spring can be tough. You're itching to get out in the garden, but it's still too cold to really get your hands dirty.

I'm lucky to have loads of dahlia tubers to divide, label, and sell during the colder months. It's hard not to dream of summer blooms when you're tagging dahlias with names like *Sierra Glow* and *Caitlin's Joy* (two of my favorites). Now that the sale is over and I've potted up what I need for the farm, I'm packaging the rest for Dogwood's annual plant sale.

The sale has been a tradition for decades and has truly become a community event. Besides getting to spend time together, we get to meet friends, talk flowers, and happily watch folks leave with armloads of plants we know they're going to enjoy.

The Dogwood Park committee has also been diligently maintaining and improving the park. As the daffodils begin to bloom, it's heartwarming to see what these members have accomplished. It's truly a little gem, and anyone heading down Meridian toward Eatonville should take a moment to stop and enjoy it.

We've had some wonderful speakers this year, but one of the highlights was a field trip to visit Greg Graves' garden. Greg, who many of you will remember from Old Goat Farm, has created a stunning new garden on a steep hillside overlooking Mount Rainier. The garden itself is beautiful, but paired with that view, it's something truly special.


"It was a pleasure to share two new parts of my garden with the garden club," says Greg. "The first section was the Alpine meadow, where I took advantage of a bare front yard with Mount Rainier as a backdrop. It was a pretty simple technique — just labor intensive. I planted a little over 3,000 bulbs.

"In the gravel garden, I used 5 to 6 inches of gravel in a 25 ft. square. The idea behind it was to have a very drought-tolerant area of the garden that wouldn't require water. Because of the depth of the gravel, the plants struggle to get into the subsoil and develop a bigger root system, which allows them to get the moisture they need."

Now that the sun begins to warm the soil, the club is ready to get out there and get their hands dirty working on their own gardens. I'm guessing many of you are too.

Have a wonderful spring!

Di Mettler





Garden Hour

Quarterly Report

Hello fellow Gardeners!

This will be the first time since I've been President of Garden Hour Garden Club that we have had the responsibility of creating table arrangements for the District Flower Show for Hill and Dale.

Our process was short and sweet and to the point! We discovered that coming up with an idea is harder than you think! Several ideas were kicked around, but Karla Hiers came up with a fun and creative arrangement!

Our next goal was to gather different size terracotta pots! Luckily, Gina Taylor had a large variety of pots that she donated to the cause! Our creative juices were flowing as we painted and glued our way to the finished Masterpieces!

The event was held at my house which was very cozy to say the least. Everyone brought different fun elements to our pots. I don't know if you have questions about our project, but it would give away the surprise if I told you! Some of the pictures might give you some clues! Good luck and Have fun!!!

Julie Wells



Glove & Trowel

Quarterly Report

Is the April plant sale top of mind for Glove & Trowel members?
Or is it the Plant America project?

YES, to both.

Preparations for the April 25 plant sale have been ongoing for many months including creating four beautifully decorated Flower Presses as our contribution to Ways & Means committee for youth scholarships. Thanks to Kris Rolstad and her husband for the wood and bolts and to those who volunteered to paint them while others supplied the unique paper inserts.



Numerous plants for the Plant Sale have been nurtured at our homes while sitting on decks and household furniture in pots & plugs, e.g., dining room tables, a few originated from the February winter-sowing jugs. Some plants were dug up from each other's yards – by invitation of course. Thanks to Sally Evans for inviting us to come dig up some of her beautiful plants for the Plant Sale. As Sally continues to face an extensive health battle, she welcomes prayers and support from the community. Sally, we want you back at the meetings. And blessings to your husband.



The Plant America project has us all excited. The Blue Star Memorial in Tacoma is another garden for which we've been growing plants. The City of Tacoma approved the red, white and blue FLAG design to be planted with petunias and phlox before Memorial Day.

Thanks to Linda Pempeck for acquiring the grant and for the work she and others have put into this endeavor.



And, YES, to Ruth Prins who has presented two programs over the last two months. She is a knowledgeable rose gardener and gave us many basic tips on the importance of maintenance of various types of roses. We also learned from other members about how to grow cuttings in water, soil, sand and potatoes.

In April, we were in awe of Ruth's knowledge about herbs. She showed us how she makes and uses her own home-grown medicinal remedies and salves. She makes one from calendula petals, another one from yarrow that stops bleeding and a moisturizer made from comfrey. And so many more she didn't bring this time.



Big thank you to our cookie customers. We had a highly successful cookie-sale table at March district meeting. In fact, we made too many cookies - enough to store in a freezer so that some will be brought to snack on at our future Glove & Trowel meetings. Yumm

Spring on happily... Barbara Bias



Spring has a way of making even the most hesitant gardeners feel a little more hopeful—and that’s exactly the spirit our garden club has been growing this season.

Much like these seedlings, our garden club members are looking forward to growing a lot this spring! As a brand-new group, we’ll be the first to admit we’re still figuring things out. Some of us are learning the difference between perennials and annuals (and occasionally re-learning it), while others are discovering just how much sunlight our backyards actually get. But that’s part of the fun.

One of our highlights this year was trying out milk jug planting back in January—a first for most of us. At the time, it felt like a bit of an experiment, but come April, it turned into a pretty great surprise to have seedlings ready for transplanting. There’s something especially satisfying about seeing those early efforts pay off. Of course, alongside our successes, we’ve gathered a few memorable lessons:

- Billy makes great spaghetti
- Tom makes great desserts
- We don’t take nearly enough pictures at our meetings
- There’s still a lot to learn about houseplant propagation
- And perhaps most reassuring of all—most of the bugs we find in our gardens are actually beneficial!

Between shared meals, swapped cuttings, and plenty of questions, our meetings have quickly become a place where no one feels out of their depth for long. We’re learning as we go, laughing at our mistakes, and celebrating every little win—whether it’s a thriving plant or a well-timed dinner contribution.

More than anything, what’s been growing strongest isn’t just our plants—it’s our sense of community. Whether we come with years of experience or just a packet of seeds and a bit of curiosity, there’s a place for each of us here.

As we head further into the season, we’re excited to keep learning together, celebrate the small wins, and maybe even keep a few more plants alive along the way.

Here’s to muddy hands, new friendships, and gardens that are very much a work in progress.

Mary Coleman



Happy Thymes

Quarterly Report

The Happy Thymes Club is having a great spring and looking forward to more sun. This last quarter we have had a water coloring class at the Summit Library, tour at the Windmill Nursery coupled with a guest speaker and a planned gathering with the Rhododendron Society.

This summer we have made arrangement for our wonderful State President, Dorrie Carr, to attend at one of our club member's garden, along with a catered lunch.

Besides the obvious excitement over Dorrie's visit, we have all the wonderful garden tours to look forward to this summer. Our Happy Thymes Club is gaining notoriety with one member (Debbie Davis) earning TWO rosettes; "Best in Class" for her helleborus AND "BEST IN SHOW" for her Magnolia.

The major event of this period was our participation in Arbor Day on April 11th. Happy Thymes was one of three groups representing the Hill and Dale District with our location being the Windmill Nursery. Our acting president, Cathy Pitts, and Debbie Davis gave guests at the nursery a vine maple seedling and information on their planting, as well as information on joining a garden club. A total of 150 seedlings were given out at the three locations (Vassey's Nursery, Edgewood Nursery and Windmill Nursery).

More great news; we have two potential new members who read about us on the website and attended our last meeting...hopefully we will sign them up. And finally, our member Jeannie Dougherty who has been on extended leave is returning.

Happy Gardening & Spring

Largo Wales





Root and Bloom

Quarterly Report

Dear friend and long-time garden club member Harriet Miller passed away on March 26, 2025. Harriet was active in Root & Bloom club for 21 years. She was club president twice and donated countless hours to community service projects. One of her passion projects was the Hill & Dale Youth Horticulture grants program, which she chaired for many years. Our club made a donation to this program in Harriet's memory. She will be greatly missed.



Fig. 1. Harriet Miller 1938-2026

Despite the wild weather, March was a busy time for us. Members spent much time digging and dividing plants, growing and transplanting seedlings, and designing and painting more than 100 garden stakes (provided by an extremely generous donation from Largo Wales), in preparation for the upcoming District plant sale.



Fig. 2. Linda Bones with her awards

At the March District meeting and flower show, Root & Bloom club members provided ~50% of the total entries. Club members took home seven of the fourteen Rosette ribbons awarded. Linda Bones scooped up four Rosettes! Linda said that she went out and **really looked** at everything in her garden and she entered plants (and won awards) for plants that many of us overlooked in our own gardens! She truly inspires us all to try a little harder.

At our March meeting, Kim Munson taught us about houseplant propagation. Beyond the standard methods of putting cuttings in water (like you do with pothos or spider plants, etc.), Kim showed us how to "root" a Rex begonia leaf in soil, and how to start a jade plant from the tiniest leaf bud. Tamara Larson and Trisha Tibbitts gave a very informative presentation on the care and feeding of hummingbirds, which was timely as waves of migrating Anna's and Rufous hummingbirds passed through our gardens in March.

April found us making teacup planters, a project was led by Sue Thompson, with fantastic support from Tamara Larson and Kim Munson. Looking at my teacup planter from the kitchen window reminds me of why I joined a garden club in the first place – memories of how we laughed and encouraged each other, while recognizing and appreciating how much effort our members put in to make this a great club!





Sunshine and Rain

Quarterly Report

Hello Fellow Gardeners!

These past few months have been very busy for our club, Sunshine & Rain! In March, it was a 100% chance of rain, but we were 100% determined to start our club community garden! We purchased two raised beds at the Evergreen Community Garden and got to work.

Our members, Paul and Susan, donated manure from their goats to jump-start our planting. It was very wet but satisfying work, made easy with many helping hands! We were honored to be mentioned in the Spring edition of Washington Garden & Design, which is a newsletter for the Washington State Federation of Garden Clubs! It showed us all working hard and dressed up in our rain gear! We welcomed two new members, Amber and Barb! We look forward to seeing our garden grow!

At our April meeting, we made terrariums. Each person brought their own jar, plants and decorations. Everyone did a fantastic job! It was exciting to see the creativity and ideas of each person's terrarium! Amber brought her mother-in-law Rose, and we were happy to get to know her!

In the next few months, we hope to continue to grow our club, work in our community garden, and plan a few excursions!

Jayne Williams



Gardening Tips...

by Chris Sherrill

Testing your soil at home

For the Garden Tip at the March District meeting, I brought soil samples from three different locations on my property in Yelm to test for soil pH. Is your soil acidic or alkaline?

Soil pH affects nutrient availability, microbial activity and plant growth.

1. For Alkalinity, in each sample I mixed 3 Tablespoons dirt and distilled water to make loose mud.
2. I added a small amount of white vinegar. If it had fizzled the soil would be alkaline. I got no fizzle, so my soil from all three places is neutral or acidic.

You can also get soil testing kits at your garden center or go online to search for more information.

Chris Sherrill

More Gardening Tips...

- **Prune your deciduous trees and shrubs.** Also, thin out spring-blooming shrubs after the blossoms fade.
- **Spray apple and pear trees** for scab when buds appear, to avoid disease.
- **Once dangers of hard frost have passed, prune roses.** Remove all damaged wood, spindly canes, crossing branches, and blind shoots without flower buds.
- **Fertilize your berry plants.** Spray insecticidal soup on strawberries if you spot aphids.
- **Fertilize any spring-blooming bulbs and ornamental plants** that were not fertilized in March. Fertilize spring-blooming shrubs after they finish flowering.
- **Fertilize your lawn.** Apply 1 pound of nitrogen per 1,000 square feet of lawn.
- **Plant** beets, broccoli, brussels sprouts, cabbage, carrots, cauliflower, chard, lettuce, peas, and potatoes.
- **If you have transplants in the yard,** be sure to protect them from any late spring frosts with a cover.





KRITTER KOMeDY KWIPS

“It’s a Wild-Life”




The Good Book says to build your house on the Rock. So, I built my house of the rock, on the rock, in the rock, around the rock, over the rock, and under the rock. It’s my rock-solid eternal life insurance.

Photo Credit: Penny Swanson, Dogwood



BEWARE: “The Destroyer” of bulbs wrapped in innocence and cuddly cuteness.

Photo Credit: Mary Wambold, Garden Hour



Cow #30’s interpretation of Colonel Sanders’ “finger lickin’ good.

Photo Credit: Diane Mettler, Dogwood



“Twinkle, twinkle little star; How I wonder what you are...” Einstein Porcupine contemplates the space/time continuum warping by stars, planets, and gravitational waves of colliding of black holes. AKA: “The Lucy in the Sky with Diamonds” Theory.

Photo Credit: Penny Swanson, Dogwood



Miss Cheep-Cheep to her beau, Wylie: “...and who do you think you are caddin’ about all night!”



JUST FOR FUN WORD SEARCH

Unscramble the words.

L	C	O	R	X	A	N	N	I	V	E	R	S	A	R	Y	J	E
O	U	Y	P	Q	V	R	Z	C	E	L	E	B	R	A	T	E	R
P	L	R	I	A	M	Q	P	I	C	N	I	C	J	W	T	B	G
L	T	G	R	W	G	A	R	D	E	N	T	O	U	R	V	O	Y
A	I	E	A	A	V	M	A	R	K	E	R	S	G	X	G	T	X
N	V	N	T	R	W	T	U	B	E	R	S	C	K	Q	W	A	E
T	A	U	E	D	A	T	L	A	N	D	S	C	A	P	E	N	D
S	R	S	S	S	P	S	D	A	H	L	I	A	S	A	I	I	R
A	P	A	R	T	I	C	I	P	A	T	I	O	N	E	O	C	P
L	N	T	H	E	R	A	P	Y	S	P	E	C	I	E	S	A	X
E	B	L	U	E	S	T	A	R	I	M	Q	P	E	N	R	L	H
Y	N	K	T	E	T	A	G	L	N	J	M	E	A	D	O	W	B

Puzzle Word List:

- Botanical
- Plant Sale
- Landscape
- Celebrate
- Garden Tour
- Anniversary
- Participation
- Blue Star
- Cultivar
- Pirates
- Markers
- Species
- Therapy
- Dahlia
- Meadow
- Awards
- Picnic
- Tubers
- Genus

HILL & DALE DISTRICT MEETING and Flower Show “Grow the Heck Up”

May 26, 2026 - 10 a.m. - 3 p.m.

Flower entries no later than 9:30 a.m.

Dryer Masonic Center
306 134th St. S., Tacoma, WA 98444



Programs/Speakers

Please join us!

Hill and Dale District Guest Speakers for May 26, 2026 District Meeting

By the time our May meeting arrives our gardens will be bursting with promise. Our morning speaker will add to the excitement. Laura Watson will present her program called “Grow the Heck Up”. You will learn how to embellish your garden with the remarkable beauty and diversity of vines that do well in the Pacific Northwest—wisteria, clematis, passionflower, and more. Laura is member of several clematis societies, is on the Governing Council of the International Clematis Society and regularly attends clematis conferences in Europe and the US. She is also a garden writer and blogger and is proud to be a King County Master Gardener and a Plant Amnesty Master Pruner.



Laura Watson

Our afternoon program will be presented several guest floral designers from other Districts. They will use their skills to interpret our flower show theme “America the Beautiful”. I always marvel as these creations rise before us, as if by magic. But it is skill, long hours of practice, and above all, imagination and creativity that will be on display.

Cindy Swanberg

1st Assistant Director

MISSION STATEMENT

National Garden Clubs, Inc. Provides education, resources and national networking opportunities for its members to promote the love of gardening, floral design, and civic and environmental responsibility.

SPREAD A LITTLE SUNSHINE!

Do you know a member who could use a cheerful note or card? Let Kathleen Muckian know and she will send out a card.

nmuckian@comcast.net or 253.841.1807

ECHO Editor: Sherry Meyer, Garden Hour

ECHO Co-Editor: Karla Hiers, Garden Hour